

***MKP Parts***

*A supplier of stature!*

# **Buttons Tacho2Safe**

**Manual function buttons Tacho2Safe**



## Settings Tacho2Safe

To access the settings of the Tacho2Safe

Insert any company or driver card with the **chip facing forward** into the card reader of the Tacho2Safe. You can also put in any kind of card (bank and/or credit card), just it put in with the chip on the card facing forward and outside the Tacho2Safe device





The display shows the following symbols:



F1:  
Download  
settings  
vehicle



F2:  
Set date and  
time



F3:  
Set extra  
options  
Tacho2Safe




F4:  
Set  
language

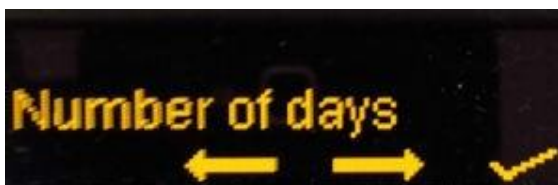
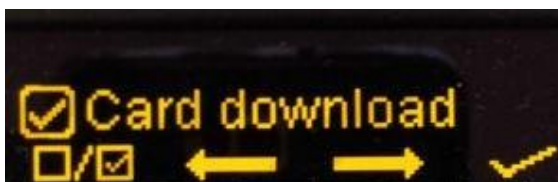
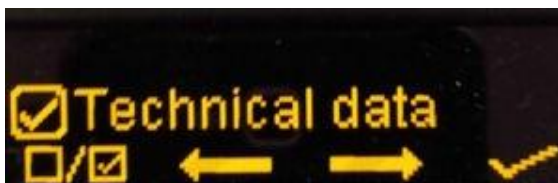
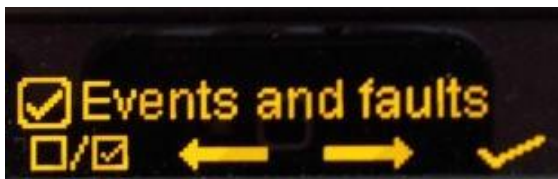
## Current settings Tacho2Safe

By gently keeping pressed one of the four function buttons (F1 to F4) the current settings appear on the display of the Tacho2Safe.

## Change settings of the Tacho2Safe

With function keys  (using F2 and F3) you can scroll through the settings, make choices (/ - using F1) and safe ( - using F4)

## F1: Download settings vehicle



**Note:** Downloading speed details is not required in general. Disabling this will turn up the speed of the download process. Moreover, the tachograph only remembers the speed of the last 24 or 256 driving hours (depending on the brand and type of tachograph).

Tick the card download setting if you wish to download both the driver card and the VU memory information using the tachograph. The driver card should in that case be placed in a slot of the tachograph.

**Note:** the legal requirement in most countries is downloading the VU memory once every 90 days. This is set as standard in the Tacho2Safe. Check your local requirements and change the setting if different in your country.

Choices are: "Number of days", "Period", "From last download" and "All" (is entire VU memory. This last one can be more than one year of data and slows down download process).




## F2: Set date and time




### **Attention:**

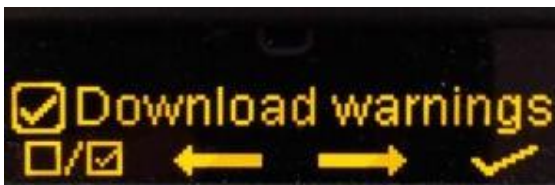
Date format = YYYY MM DD.

Use   to change.

Use  to go to next field.

Use  to save settings.

## F3: Set extra options Tacho2Safe



Download warnings: This is a setting to display on the screen (and by beep) of the Tacho2Safe that the VU memory and driver card (soon) have to be downloaded. This requires that the previous file(s) remain on the device

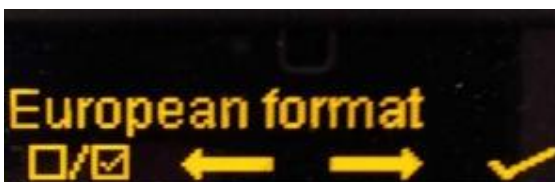


Setting for a message on the display of the Tacho2Safe that the validity of the driver card (soon) expires. When this is the case the following screen appears:

A screenshot of a message box with the text 'Download completed' on the top line and 'Card is expired!' on the bottom line.



Enable or disable the alarm sounds of Tacho2Safe.



Setting file type. Standard = \*.DDD (European). Other choices are French (\*.C1B / \*.V1B), Spanish or Italian format (\*.TGD).

## F4: Language



Choices are: German, Spanish, English, Dutch, Finnish, French, Hungarian, Italian, Polish, Swedish, Slovenian Rumanian, Turkish, Danish, Russian (other languages will follow).